



FP0198BK

FITTING INSTRUCTIONS FOR FP0198BK FORK PROTECTORS
TRIUMPH STREET TRIPLE RS 765 2017-



LEFT SIDE

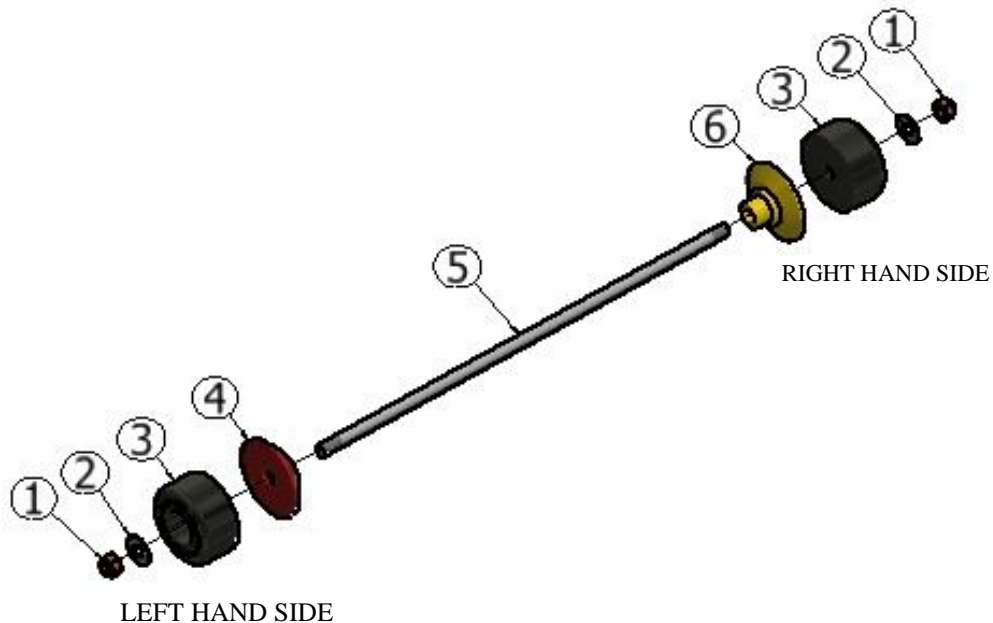


RIGHT SIDE

THIS KIT CONTAINS THE ITEMS PICTURED AND LABELLED BELOW.
DO NOT PROCEED UNTIL YOU ARE SURE ALL PARTS ARE PRESENT.

Please note that the way the kit is packed does not necessarily represent the way of mounting to the bike.

Please note that in cases where kits are packed with a plastic tube separating components on the spindle bar (this tube
THE PARTS SHOWN MAY BE REPRESENTATIVE ONLY (FOR CLARITY OF INSTRUCTIONS ONLY)



R&G Racing

Unit 1, Shelley's Lane, East Worldham, Alton, Hampshire, GU34 3AQ

Tel: +44 (0)1420 89007 Fax: +44 (0)1420 87301 www.rg-racing.com Email: info@rg-racing.com



FP0198BK

LEGEND

- ITEM 1 = M8 NYLOC NUTS (x2)
- ITEM 2 = M8 WASHERS (x2)
- ITEM 3 = R&G CRASH BOBBINS (B0442) (x2)
- ITEM 4 = L/H SPACER (S0604) (x1)
- ITEM 5 = SPINDLE BAR (SB015) (x1)
- ITEM 6 = R/H SPACER (S1044) (x1)

TOOLS REQUIRED

- Socket set to include 2x 13mm sockets.
 - Wrenches

FITTING INSTRUCTIONS

- Starting from the L/H, as you sit on the bike, fit L/H spacer S0604 (Item 4) over the hex shaped OEM spindle head on the left hand side of front wheel.
- From the kit, fit one R&G Bobbin (Item 3), M8 washer (Item 2) and M8 nut (Item 1) onto the spindle bar (Item 5). Engage the nut so the nylon insert of the nut is fully engaged.
- Feed the spindle bar assembly through the spacer just fitted on the left hand side of front wheel.
- Place the remaining spacer (S1044 – Item 6) through the exposed protruded end of the spindle bar so the spacer sits inside the hex head shaped front spindle on the right hand side. Then slide the remaining R&G bobbin (Item 3) onto the spindle bar.
- Fit the remaining M8 washer (Item 2) and nyloc nut (Item 1) from the kit onto the thread and tighten both nyloc nuts using 13mm sockets and wrenches.
- Do not overtighten – the nyloc nuts will hold it tight

ISSUE 2 13/08/2018 (HB)

CONSUMER NOTICE

The catalogue description and any exhibition of samples are only broad indications of the Products and R&G may make design changes which do not diminish their performance or visual appeal and supplying them in such state shall conform to the order. The Buyer acknowledges no representation or warranty (other than as to title) has been given or will apply to the Products other than those in R&G's order or confirmation and the Buyer confirms it has chosen the Products as being of merchantable quality and suitable for its particular purposes. Where R&G fits the Products or undertakes other services it shall exercise reasonable skill and care and rectify any fault free of charge unless the workmanship has been disturbed. The Buyer is responsible for ensuring that the warranty on the motorcycle is not affected by the fitting of the Products. On return of any defective Products R&G shall at its option either supply a replacement or refund the purchase money but shall not be liable if the Products have been modified or used or maintained otherwise than in accordance with R&G's or manufacturer's instructions and good engineering practice or if the defect arises from accident or neglect. Other than identified above and subject to R&G not limiting its liability for causing death and personal injury, it shall not be liable for indirect or consequential loss and otherwise its liability shall be limited to the amounts paid by the Buyer for the Products or the fitting or service concerned. These terms do not affect the Buyer's statutory rights.

R&G RACING RETURNS POLICY (NON-FAULTY GOODS)

Returns must be pre-authorized (if not pre-authorized the return will be rejected). Goods may only be returned direct to us if they were purchased direct from us (customer must prove if necessary). Otherwise to be returned to original vendor. Goods must be in re-sellable condition, in the opinion of R&G Racing. All returns are subject to a 25% restocking and handling fee (25% of the gross value exc. P&P – at the prevailing price at time of purchase). The customer must pay any and all carriage charges. No returns of discontinued products, unless within 14 days of purchase. This policy does not affect your statutory rights and does not refer to faulty goods.

R&G Racing

Unit 1, Shelley's Lane, East Worldham, Alton, Hampshire, GU34 3AQ

Tel: +44 (0)1420 89007 Fax: +44 (0)1420 87301 www.rg-racing.com Email: info@rg-racing.com



FP0198BK

NOTICE DE MONTAGE POUR FP0198BK PROTECTIONS FOURCHE
TRIUMPH STREET TRIPLE RS 765 2017-



COTE GAUCHE

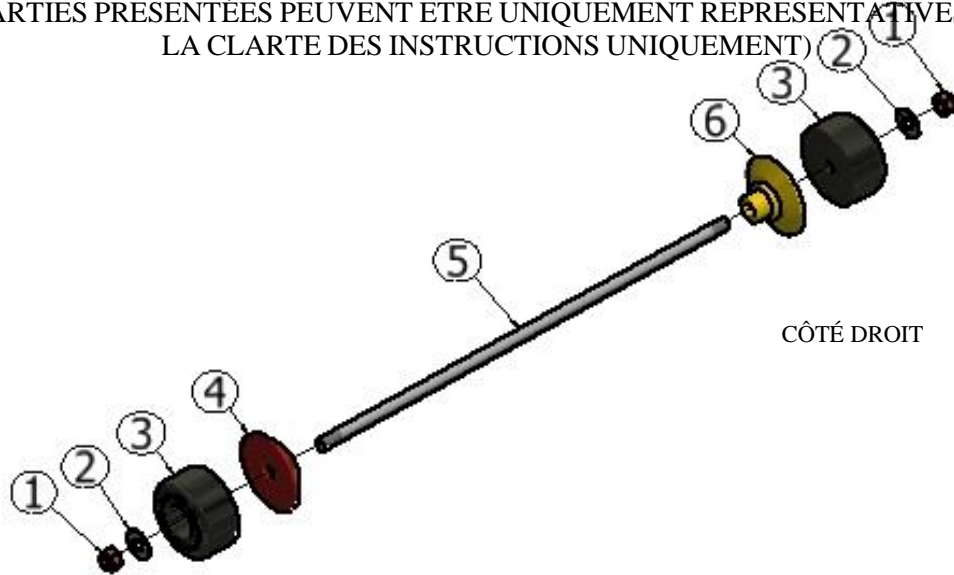


COTE DROIT

LE KIT CONTIENT LES ARTICLES EXPOSES CI-DESSOUS, VERIFIER QUE TOUTES LES PIECES SOIENT PRESENTES AVANT DE PROCEDER AU MONTAGE.

LA FAÇON DONT LE KIT EST EMBALLE NE CORRESPOND PAS FORCEMENT A LA FAÇON DE MONTER LES PIECES SUR LA MOTO.

Notez que si les kits sont emballés avec un tube en plastique qui sépare les composants sur l'axe, ce tube doit être jeté.
LES PARTIES PRESENTÉES PEUVENT ETRE UNIQUEMENT REPRESENTATIVES (POUR LA CLARTE DES INSTRUCTIONS UNIQUEMENT)



CÔTÉ DROIT



FP0198BK

CÔTÉ GAUCHE

LÉGENDE

- ARTICLE 1 = M8 NYLOC NUTS (x2)
- ARTICLE 2 = M8 WASHERS (x2)
- ARTICLE 3 = R&G CRASH BOBBINS (B0442) (x2)
- ARTICLE 4 = L/H SPACER (S0604) (x1)
- ARTICLE 5 = SPINDLE BAR (SB015) (x1)
- ARTICLE 6 = R/H SPACER (S1044) (x1)

OUTILS REQUIS

- Clé à cliquet 2x 13mm.
 - Douilles

NOTICE DE MONTAGE

- En partant du côté gauche (assis sur la moto), insérez l'entretoise S0604 (article 4) sur la tête d'axe d'origine du côté gauche de la roue avant.
- Utiliser les la bobine R&G du kit (article 3), ainsi que la rondelle M8 (article 2) et un écrou M8 (article 1) sur l'axe (article 5). Engager l'écrou de façon à ce que l'insert de l'écrou soit complètement engagé.
- Passer l'ensemble de l'axe dans l'entretoise tout juste insérée du côté gauche de la roue avant.
- Placer l'entretoise restante (S1044 – Article 6) dans l'extrémité dépassant de l'axe de façon à ce que l'entretoise se place à l'intérieur de l'axe avant du côté droit. Ensuite, glisser la bobine R&G restante (Article 3) sur l'axe.
- Insérer la rondelle M8 restante (Article 2) et l'écrou (Article 1) du kit sur le filetage puis serrer les 2 écrous en utilisant une clé à cliquet et une douille de 13mm.
- Ne pas trop bloquer – les écrous fixent l'ensemble.

ISSUE 2 13/08/2018 (HB)

CONSUMER NOTICE

The catalogue description and any exhibition of samples are only broad indications of the Products and R&G may make design changes which do not diminish their performance or visual appeal and supplying them in such state shall conform to the order. The Buyer acknowledges no representation or warranty (other than as to title) has been given or will apply to the Products other than those in R&G's order or confirmation and the Buyer confirms it has chosen the Products as being of merchantable quality and suitable for its particular purposes. Where R&G fits the Products or undertakes other services it shall exercise reasonable skill and care and rectify any fault free of charge unless the workmanship has been disturbed. The Buyer is responsible for ensuring that the warranty on the motorcycle is not affected by the fitting of the Products. On return of any defective Products R&G shall at its option either supply a replacement or refund the purchase money but shall not be liable if the Products have been modified or used or maintained otherwise than in accordance with R&G's or manufacturer's instructions and good engineering practice or if the defect arises from accident or neglect. Other than identified above and subject to R&G not limiting its liability for causing death and personal injury, it shall not be liable for indirect or consequential loss and otherwise its liability shall be limited to the amounts paid by the Buyer for the Products or the fitting or service concerned. These terms do not affect the Buyer's statutory rights.

R&G RACING RETURNS POLICY (NON-FAULTY GOODS)

Returns must be pre-authorised (if not pre-authorised the return will be rejected). Goods may only be returned direct to us if they were purchased direct from us (customer must prove if necessary). Otherwise to be returned to original vendor. Goods must be in re-sellable condition, in the opinion of R&G Racing. All returns are subject to a 25% restocking and handling fee (25% of the gross value exc. P&P – at the prevailing price at time of purchase). The customer must pay any and all carriage charges. No returns of discontinued products, unless within 14 days of purchase. This policy does not affect your statutory rights and does not refer to faulty goods.

R&G Racing

Unit 1, Shelley's Lane, East Worldham, Alton, Hampshire, GU34 3AQ

Tel: +44 (0)1420 89007 Fax: +44 (0)1420 87301 www.rg-racing.com Email: info@rg-racing.com



FP0198BK

MONTAGEANLEITUNG FÜR FP0198BK GABELPROTEKTOR
TRIUMPH STREET TRIPLE RS 765 2017-



LINKE SEITE



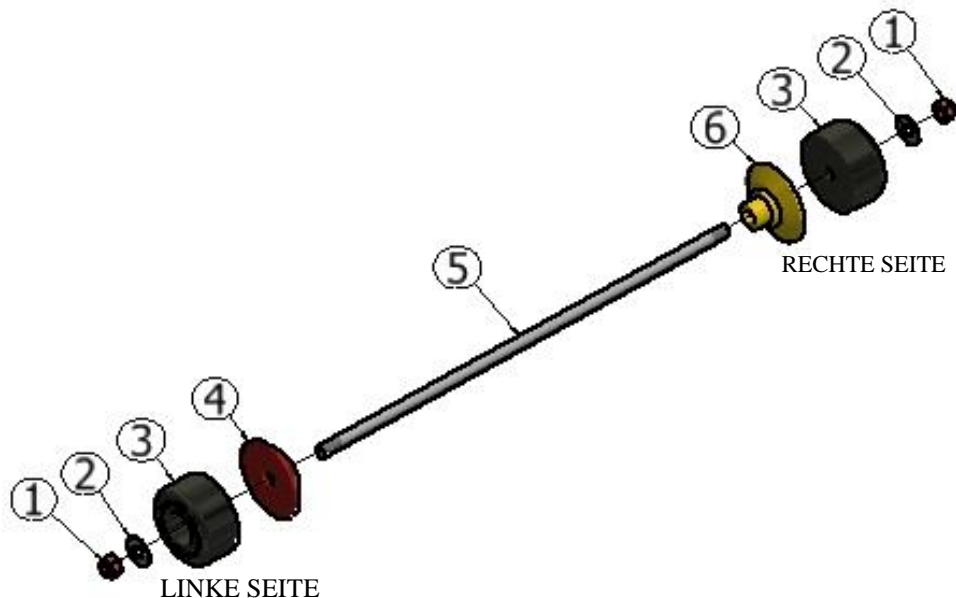
RECHTE SEITE

ALLE TEILE SIND UNTEN ABGEBILDET UND GEKENNZEICHNET. BEVOR SIE MIT DER MONTAGE BEGINNEN, ÜBERPRÜFEN SIE, DASS ALLE TEILE VORHANDEN SIND.

Hinweis: Die Verpackung der Teile stellt nicht die Reihenfolge der Montage dar.

Hinweis für Kits mit einem Plastikröhrchen an der Verbindungstange (um die Komponenten zu trennen) – dieses Plastikröhrchen wird nicht für den Einbau benötigt- *bitte wegschmeißen!*

DIE UNTEN ABGEBILDETEN TEILE DIENEN LEDIGLICH ZUR ERKLÄRUNG



R&G Racing

Unit 1, Shelley's Lane, East Worldham, Alton, Hampshire, GU34 3AQ

Tel: +44 (0)1420 89007 Fax: +44 (0)1420 87301 www.rg-racing.com Email: info@rg-racing.com



FP0198BK

LIEFERUMFANG

- ARTIKEL 1 = M8 SELBSICHERNDE MUTTER (x2)
- ARTIKEL 2 = M8 UNTERLEGSSCHEIBE (x2)
- ARTIKEL 3 = R&G STURZPADS (B0442) (x2)
- ARTIKEL 4 = DISTANZHALTER LINKE SEITE (S0604) (x1)
- ARTIKEL 5 = VERBINDUNGSSTANGE (SB015) (x1)
- ARTIKEL 6 = DISTANZHALTER RECHTE SEITE (S1044) (x1)

SIE BENÖTIGEN FOLGENDES WERKZEUG

- Steckschlüsselsatz mit 2x 13mm Steckschlüssel
- Sechskantschlüssel

MONTAGEANLEITUNG

- Fangen Sie an der linken Seite (in Fahrtrichtung) an. Montieren Sie den linken Distanzhalter S0604 (Artikel 4) auf der sechskantgeformten original Radachse an der linken Seite des Vorderrades.
- Montieren Sie ein R&G Sturzpad (Artikel 3), eine M8 Unterlegscheibe (Artikel 2) und eine M8 Mutter (Artikel 1) vom Kit an der Verbindungsstange (Artikel 5). Die Mutter so anbringen, dass der Nylon-Einsatz der Mutter komplett eingerastet ist.
- Führen Sie die Verbindungsstange-Einheit durch den Distanzhalter, der soeben an der linken Seite des Vorderrads montiert wurde.
- Den übrigen Distanzhalter (S1044 – Artikel 6) am hervorstehenden Ende der Verbindungsstange so anbringen, dass er innerhalb der vorderen Radachse an der rechten Seite sitzt. Danach das übrigen R&G Sturzpad an der Verbindungsstange anbringen.
- Montieren Sie die übrige M8 Unterlegscheibe (Artikel 2) und selbstsichernde Mutter (Artikel 1) vom Kit am Gewinde bis ziehen Sie beide selbstsichernden Mutter fest mit dem 13mm Steckschlüssel und Sechskantschlüssel.
- Nicht zu stark anziehen – die selbstsichernden Muttern werden alles festhalten.

AUSGABE 2 13/08/2018 (HB)

CONSUMER NOTICE

The catalogue description and any exhibition of samples are only broad indications of the Products and R&G may make design changes which do not diminish their performance or visual appeal and supplying them in such state shall conform to the order. The Buyer acknowledges no representation or warranty (other than as to title) has been given or will apply to the Products other than those in R&G's order or confirmation and the Buyer confirms it has chosen the Products as being of merchantable quality and suitable for its particular purposes. Where R&G fits the Products or undertakes other services it shall exercise reasonable skill and care and rectify any fault free of charge unless the workmanship has been disturbed. The Buyer is responsible for ensuring that the warranty on the motorcycle is not affected by the fitting of the Products. On return of any defective Products R&G shall at its option either supply a replacement or refund the purchase money but shall not be liable if the Products have been modified or used or maintained otherwise than in accordance with R&G's or manufacturer's instructions and good engineering practice or if the defect arises from accident or neglect. Other than identified above and subject to R&G not limiting its liability for causing death and personal injury, it shall not be liable for indirect or consequential loss and otherwise its liability shall be limited to the amounts paid by the Buyer for the Products or the fitting or service concerned. These terms do not affect the Buyer's statutory rights.

R&G RACING RETURNS POLICY (NON-FAULTY GOODS)

Returns must be pre-authorized (if not pre-authorized the return will be rejected). Goods may only be returned direct to us if they were purchased direct from us (customer must prove if necessary). Otherwise to be returned to original vendor. Goods must be in re-sellable condition, in the opinion of R&G Racing. All returns are subject to a 25% restocking and handling fee (25% of the gross value exc. P&P – at the prevailing price at time of purchase). The customer must pay any and all carriage charges. No returns of discontinued products, unless within 14 days of purchase. This policy does not affect your statutory rights and does not refer to faulty goods.

R&G Racing

Unit 1, Shelley's Lane, East Worldham, Alton, Hampshire, GU34 3AQ

Tel: +44 (0)1420 89007 Fax: +44 (0)1420 87301 www.rg-racing.com Email: info@rg-racing.com