



CR0069

**FITTING INSTRUCTIONS FOR CR0069BK/WH OFFSET COTTON REELS**  
**KAWASAKI NINJA 400 2018-**

Page | 1



**THIS KIT CONTAINS THE ITEMS PICTURED AND LABELLED BELOW.**  
**DO NOT PROCEED UNTIL YOU ARE SURE ALL PARTS ARE PRESENT.**

**Please note that the way the kit is packed does not necessarily represent the way of mounting to the bike**

THE PARTS SHOWN MAY BE REPRESENTATIVE ONLY (FOR CLARITY OF INSTRUCTIONS ONLY)



LEFT HAND SIDE

RIGHT HAND SIDE

**LEGEND**

ITEM 1 = M8 Flat cap (NC0009) (x2).

ITEM 2 = M8 x 35mm LONG CAP HEAD BOLTS (x2).

ITEM 3 = M8 WASHERS (x2).

ITEM 4 = COTTON REEL BOBBIN (B0444 with CS489) (x2).

ITEM 5 = COTTON REEL BOBBIN MOUNTING BLOCKS (M0553) (x2).

Please note that in cases where kits are packed with rubber washers holding the components onto the bolt – *the rubber washers should be thrown away!*


R&G Racing

Unit 1, Shelley's Lane, East Worldham, Alton, Hampshire, GU34 3AQ


Tel: +44 (0)1420 89007 Fax: +44 (0)1420 87301 [www.rg-racing.com](http://www.rg-racing.com) Email: [info@rg-racing.com](mailto:info@rg-racing.com)




CR0069



PICTURE 1



PICTURE 2



PICTURE 3



PICTURE 4

**TOOLS REQUIRED**

- Set of Metric Allen keys to include 6mm A/F.
- 14 and 12mm A/F Spanners.

**FITTING INSTRUCTIONS**

Please read all instructions before commencing fitting

- Remove the lock nut, adjusting nut and washer arrowed in picture 1.
- Remove the original adjuster block as arrowed in picture 2.
- Place one of the mounting blocks (item 5) over the adjusting spindle and into the swing arm as shown in picture 3.
- Place one of the M8 washers (item 3) onto one of the M8 bolts (item 2) as shown in picture 4.
- Place this bolt assembly into one of the cotton reels (item 4) so the bolt head goes into the counterbore as shown in picture 4.
- Place this assembly into the threaded hole in the cotton reel mounting block (item 5) and tighten as shown in picture 4.
- Place one of the flat caps (item 1) on the bolt head as shown in picture 4 and top picture.
- Replace the washer, adjuster nut and lock nut as original.
- Repeat all of the above for the opposite side.

R&G Racing

Unit 1, Shelley's Lane, East Worldham, Alton, Hampshire, GU34 3AQ

Tel: +44 (0)1420 89007 Fax: +44 (0)1420 87301 [www.rg-racing.com](http://www.rg-racing.com) Email: [info@rg-racing.com](mailto:info@rg-racing.com)



CR0069

Please ensure no parts of the cotton reels or paddock stand can contact any parts of the motorcycle when in operation

Page | 3

Digital copies of these instructions are available to download from [www.rg-racing.com](http://www.rg-racing.com)

#### **GENERAL TORQUE SETTINGS**

M4 BOLT = 8Nm  
M5 BOLT = 12Nm  
M6 BOLT = 15Nm  
M8 BOLT = 20Nm  
M10 BOLT = 40Nm

ISSUE 1 06/07/2018 (NSY)

#### **CONSUMER NOTICE**

The catalogue description and any exhibition of samples are only broad indications of the Products and R&G may make design changes which do not diminish their performance or visual appeal and supplying them in such state shall conform to the order. The Buyer acknowledges no representation or warranty (other than as to title) has been given or will apply to the Products other than those in R&G's order or confirmation and the Buyer confirms it has chosen the Products as being of merchantable quality and suitable for its particular purposes. Where R&G fits the Products or undertakes other services it shall exercise reasonable skill and care and rectify any fault free of charge unless the workmanship has been disturbed. The Buyer is responsible for ensuring that the warranty on the motorcycle is not affected by the fitting of the Products. On return of any defective Products R&G shall at its option either supply a replacement or refund the purchase money but shall not be liable if the Products have been modified or used or maintained otherwise than in accordance with R&G's or manufacturer's instructions and good engineering practice or if the defect arises from accident or neglect. Other than identified above and subject to R&G not limiting its liability for causing death and personal injury, it shall not be liable for indirect or consequential loss and otherwise its liability shall be limited to the amounts paid by the Buyer for the Products or the fitting or service concerned. These terms do not affect the Buyer's statutory rights.

#### **R&G RACING RETURNS POLICY (NON-FAULTY GOODS)**

Returns must be pre-authorized (if not pre-authorized the return will be rejected). Goods may only be returned direct to us if they were purchased direct from us (customer must prove if necessary). Otherwise to be returned to original vendor. Goods must be in re-sellable condition, in the opinion of R&G Racing. All returns are subject to a 25% restocking and handling fee (25% of the gross value exc. P&P – at the prevailing price at time of purchase). The customer must pay any and all carriage charges. No returns of discontinued products, unless within 14 days of purchase. This policy does not affect your statutory rights and does not refer to faulty goods.

R&G Racing

Unit 1, Shelley's Lane, East Worldham, Alton, Hampshire, GU34 3AQ

Tel: +44 (0)1420 89007 Fax: +44 (0)1420 87301 [www.rg-racing.com](http://www.rg-racing.com) Email: [info@rg-racing.com](mailto:info@rg-racing.com)



CR0069

**NOTICE DE MONTAGE POUR CR0069BK/WH**  
**BOBINES DE BÉQUILLE DE STAND**  
**KAWASAKI NINJA 400 2018-**

Page | 4



**LE KIT CONTIENT LES ARTICLES EXPOSÉS CI-DESSOUS, VÉRIFIER QUE TOUTES LES PIÈCES SOIENT PRÉSENTES AVANT DE PROCÉDER AU MONTAGE.**

**LA FAÇON DONT LE KIT EST EMBALLÉ NE CORRESPOND PAS FORCÉMENT À LA FAÇON DE MONTER LES PIÈCES SUR LA MOTO.**

LES PARTIES PRÉSENTÉES PEUVENT ÊTRE UNIQUEMENT REPRÉSENTATIVES  
(POUR LA CLARTE DES INSTRUCTIONS UNIQUEMENT)



**LÉGENDE**

- ARTICLE 1 = M8 CAPUCHON PLAT (NC0009) (x2).
- ARTICLE 2 = M8 x 35mm BOULONS (x2).
- ARTICLE 3 = M8 RONDELLES (x2).
- ARTICLE 4 = BOBINE (B0444 avec CS489) (x2).

R&G Racing  
Unit 1, Shelley's Lane, East Worldham, Alton, Hampshire, GU34 3AQ  
Tel: +44 (0)1420 89007 Fax: +44 (0)1420 87301 [www.rg-racing.com](http://www.rg-racing.com) Email: [info@rg-racing.com](mailto:info@rg-racing.com)





CR0069

ARTICLE 5 = BLOCS DE MONTAGE BOBINE (M0553) (x2).

Notez que si les kits sont emballés avec des rondelles en caoutchouc servant à tenir les composants, *ces rondelles doivent être jetées !*

Page | 5




PHOTO 1




PHOTO 2




PHOTO 3



PHOTO 4

#### **OUTILS REQUIS**

- Clés Allen 6mm.
- Clés à cliquet 14 et 12mm.

#### **NOTICE DE MONTAGE**

Lire l'ensemble de la notice avant de commencer

- Enlever l'écrou de blocage, en ajustant l'écrou et la rondelle, voir photo 1.
- Enlever le bloc d'ajustement d'origine, voir photo 2.
- Placer un des blocs de montage (article 5) sur le moyeu d'ajustement et dans le bras oscillant, voir photo 3.
- Placer une des rondelles M8 (article 3) sur un des boulons M8 (article 2), voir photo 4.
- Placer le boulon assemble dans les bobines (article 4de façon à ce que la tête du boulon se place dans le contre alésage, voir photo 4.
- Placer cet ensemble dans le trou fileté du bloc de montage (article 5) puis serrer, voir photo 4.

R&G Racing

Unit 1, Shelley's Lane, East Worldham, Alton, Hampshire, GU34 3AQ

Tel: +44 (0)1420 89007 Fax: +44 (0)1420 87301 [www.rg-racing.com](http://www.rg-racing.com) Email: [info@rg-racing.com](mailto:info@rg-racing.com)



CR0069

- Placer un des capuchons plats (article 1) sur la tête de boulon, voir photo 4 et la photo du dessus.
- Replacer la rondelle, l'écrou d'ajustement et l'écrou de blocage comme à l'origine.
- Répéter toutes les étapes supérieures du côté opposé.

Page | 6

**Veiller à ce qu'aucune partie de la protection ou de la béquille de stand ne puisse toucher une autre partie de la moto en fonctionnement.**

**Notice disponible au téléchargement sur [www.rg-racing.com](http://www.rg-racing.com)**

### **VALEURS DE SERRAGE**

M4 BOULON = 8Nm

M5 BOULON = 12Nm

M6 BOULON = 15Nm

M8 BOULON = 20Nm

M10 BOULON = 40Nm

ISSUE 1 06/07/2018 (NSY)

#### **CONSUMER NOTICE**

The catalogue description and any exhibition of samples are only broad indications of the Products and R&G may make design changes which do not diminish their performance or visual appeal and supplying them in such state shall conform to the order. The Buyer acknowledges no representation or warranty (other than as to title) has been given or will apply to the Products other than those in R&G's order or confirmation and the Buyer confirms it has chosen the Products as being of merchantable quality and suitable for its particular purposes. Where R&G fits the Products or undertakes other services it shall exercise reasonable skill and care and rectify any fault free of charge unless the workmanship has been disturbed. The Buyer is responsible for ensuring that the warranty on the motorcycle is not affected by the fitting of the Products. On return of any defective Products R&G shall at its option either supply a replacement or refund the purchase money but shall not be liable if the Products have been modified or used or maintained otherwise than in accordance with R&G's or manufacturer's instructions and good engineering practice or if the defect arises from accident or neglect. Other than identified above and subject to R&G not limiting its liability for causing death and personal injury, it shall not be liable for indirect or consequential loss and otherwise its liability shall be limited to the amounts paid by the Buyer for the Products or the fitting or service concerned. These terms do not affect the Buyer's statutory rights.

#### **R&G RACING RETURNS POLICY (NON-FAULTY GOODS)**

Returns must be pre-authorized (if not pre-authorized the return will be rejected). Goods may only be returned direct to us if they were purchased direct from us (customer must prove if necessary). Otherwise to be returned to original vendor. Goods must be in re-sellable condition, in the opinion of R&G Racing. All returns are subject to a 25% restocking and handling fee (25% of the gross value exc. P&P – at the prevailing price at time of purchase). The customer must pay any and all carriage charges. No returns of discontinued products, unless within 14 days of purchase. This policy does not affect your statutory rights and does not refer to faulty goods.

R&G Racing

Unit 1, Shelley's Lane, East Worldham, Alton, Hampshire, GU34 3AQ

Tel: +44 (0)1420 89007 Fax: +44 (0)1420 87301 [www.rg-racing.com](http://www.rg-racing.com) Email: [info@rg-racing.com](mailto:info@rg-racing.com)



CR0069

**MONTAGEANLEITUNG FÜR CR0069BK/WH VERSTETZE  
MONTAGESTÄNDERAUFNAHMEN KAWASAKI NINJA 400 2018-**

Page | 7



**ALLE TEILE SIND UNTEN ABGEBILDET UND GEKENNZEICHNET. BEVOR SIE  
MIT DER MONTAGE BEGINNEN, ÜBERPRÜFEN SIE, DASS ALLE TEILE  
VORHANDEN SIND.**

**Hinweis: Die Verpackung der Teile stellt nicht die Reihenfolge der Montage dar.  
DIE UNTEN ABGEBILDETEN TEILE DIENEN LEDIGLICH ZUR ERKLÄRUNG**



LINKE SEITE

RECHTE SEITE

**LIEFERUMFANG**

- ARTIKEL 1 = M8 FLACHE KAPPE (NC0009) (x2)
- ARTIKEL 2 = M8 x 35mm INBUSSCHRAUBEN (x2)
- ARTIKEL 3 = M8 UNTERLEGSCHEBEN (x2)
- ARTIKEL 4 = MONTAGESTÄNDERAUFNAHMEN (B0444 mit CS489) (x2)
- ARTIKEL 5 = MONTAGETEIL FÜR DIE MONTAGESTÄNDERAUFNAHMEN (M0553) (x2)

*Hinweis für Kits mit Plastikunterlegscheiben an den Schrauben – Diese  
Plastikunterlegscheiben werden nicht für den Einbau benötigt!*

R&G Racing  
Unit 1, Shelley's Lane, East Worldham, Alton, Hampshire, GU34 3AQ  
Tel: +44 (0)1420 89007 Fax: +44 (0)1420 87301 [www.rg-racing.com](http://www.rg-racing.com) Email: [info@rg-racing.com](mailto:info@rg-racing.com)



CR0069

Page | 8




ABBILDUNG 1




ABBILDUNG 2




ABBILDUNG 3



ABBILDUNG 4

### **SIE BENÖTIGEN FOLGENDES WERKZEUG**

- Satz Inbusschlüssel mit 6mm A/F Inbusschlüssel
- 14 und 12mm A/F Schraubenschlüssel

### **MONTAGEANLEITUNG**

Bitte die Montageanleitung komplett durchlesen, bevor Sie mit der Montage beginnen.

- Entfernen Sie die Sicherheitsmutter, Verstellmutter und Unterlegscheibe, die in Abbildung 1 gekennzeichnet sind.
- Entfernen Sie den original Verstellblock wie in Abbildung 2 gekennzeichnet.
- Ein Montageteil (Artikel 5) über die Einstellschraube in die Schwinge einsetzen – siehe Abbildung 3.
- Eine der M8 Unterlegscheiben (Artikel 3) an einer M8 Schraube (Artikel 2) anbringen wie in Abbildung 4 abgebildet.
- Diese Schraubenheit in ein Bobbin (Artikel 4) einsetzen, sodass der Schraubenkopf in die Gegenbohrung passt – siehe Abbildung 7.
- Diese Einheit in die Gewindeöffnung am Montageteil für die Montageständeraufnahmen (Artikel 5) und befestigen wie in Abbildung 4 abgebildet.

R&G Racing

Unit 1, Shelley's Lane, East Worldham, Alton, Hampshire, GU34 3AQ

Tel: +44 (0)1420 89007 Fax: +44 (0)1420 87301 [www.rg-racing.com](http://www.rg-racing.com) Email: [info@rg-racing.com](mailto:info@rg-racing.com)





CR0069

- Eine der flache Kappen (Artikel 1) am Schraubenkopf anbringen –siehe Abbildung 4 und die obere Abbildung.
- Die Unterlegscheibe, verstellbare Mutter und Sicherheitsmutter wie ursprünglich wieder montieren.
- Wiederholen Sie den oben beschriebenen Vorgang an der anderen Seite der Schwinge.

Page | 9

**Bitte stellen Sie sicher, dass keine Teile der Montageständeraufnahmen / des Rennsport-Montageständers mit anderen Teilen des Motorrades in Berührung kommen können. Fahren Sie nicht mit dem Motorrad bis dies sorgfältig überprüft wurde.**

**Eine digitale Version dieser Montageanleitung kann auf folgender Seite heruntergeladen werden:**  
[www.rg-racing.com](http://www.rg-racing.com)

**ANZUGSDREHMOMENTE:**

M4 SCHRAUBE = 8Nm

M5 SCHRAUBE = 12Nm

M6 SCHRAUBE = 15Nm

M8 SCHRAUBE = 20Nm

M10 SCHRAUBE = 40Nm

AUSGABE 1 06/07/2018 (NSY)

**CONSUMER NOTICE**

The catalogue description and any exhibition of samples are only broad indications of the Products and R&G may make design changes which do not diminish their performance or visual appeal and supplying them in such state shall conform to the order. The Buyer acknowledges no representation or warranty (other than as to title) has been given or will apply to the Products other than those in R&G's order or confirmation and the Buyer confirms it has chosen the Products as being of merchantable quality and suitable for its particular purposes. Where R&G fits the Products or undertakes other services it shall exercise reasonable skill and care and rectify any fault free of charge unless the workmanship has been disturbed. The Buyer is responsible for ensuring that the warranty on the motorcycle is not affected by the fitting of the Products. On return of any defective Products R&G shall at its option either supply a replacement or refund the purchase money but shall not be liable if the Products have been modified or used or maintained otherwise than in accordance with R&G's or manufacturer's instructions and good engineering practice or if the defect arises from accident or neglect. Other than identified above and subject to R&G not limiting its liability for causing death and personal injury, it shall not be liable for indirect or consequential loss and otherwise its liability shall be limited to the amounts paid by the Buyer for the Products or the fitting or service concerned. These terms do not affect the Buyer's statutory rights.

**R&G RACING RETURNS POLICY (NON-FAULTY GOODS)**

Returns must be pre-authorized (if not pre-authorized the return will be rejected). Goods may only be returned direct to us if they were purchased direct from us (customer must prove if necessary). Otherwise to be returned to original vendor. Goods must be in re-sellable condition, in the opinion of R&G Racing. All returns are subject to a 25% restocking and handling fee (25% of the gross value exc. P&P – at the prevailing price at time of purchase). The customer must pay any and all carriage charges. No returns of discontinued products, unless within 14 days of purchase. This policy does not affect your statutory rights and does not refer to faulty goods.

R&G Racing

Unit 1, Shelley's Lane, East Worldham, Alton, Hampshire, GU34 3AQ

Tel: +44 (0)1420 89007 Fax: +44 (0)1420 87301 [www.rg-racing.com](http://www.rg-racing.com) Email: [info@rg-racing.com](mailto:info@rg-racing.com)