



EVOTECH[®]
P E R F O R M A N C E

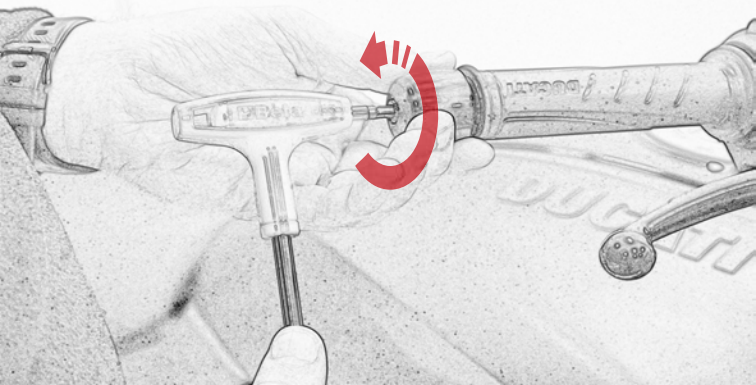
Ducati XDiavel / Diavel 1260
Handguards

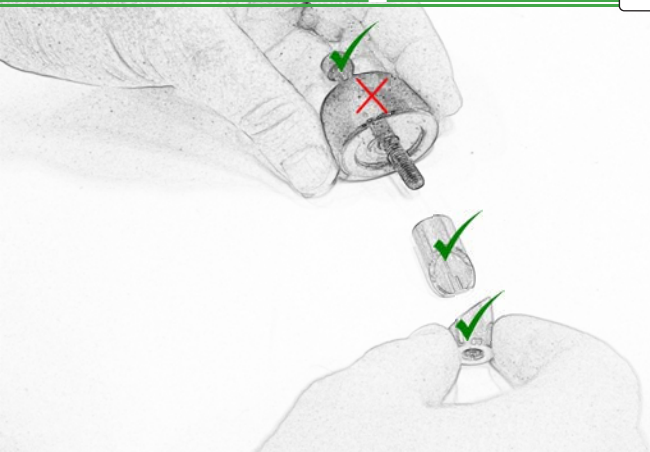
Installation Instructions




Kit Contents PRN014642

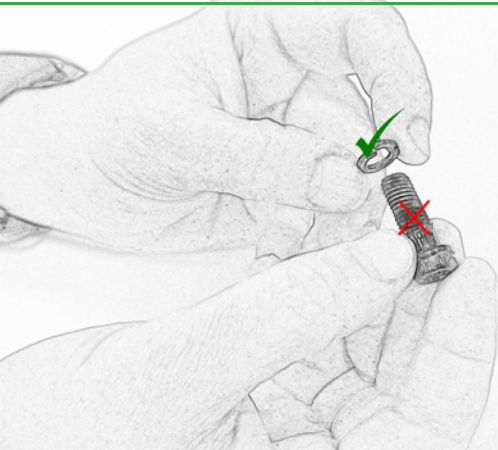
- (A) 1 x R/H Handguard
- (B) 1 x L/H Handguard
- (C) 1 x R/H Mounting Bracket
- (D) 1 x L/H Mounting Bracket
- (E) 1 x R/H Plastic Handguard
- (F) 1 x L/H Plastic Handguard
- (G) 1 x L/H M8 x 35 SSCaphead Bolt (Diavel 1260 Only)
- (H) 1 x R/H M8 x 35 SSCaphead Bolt (Diavel 1260 Only)
- (I) 1 x R/H M8 x 40 SSCaphead Bolt (XDiavel Only)
- (J) 1 x L/H M8 x 40 SSCaphead Bolt (XDiavel Only)
- (K) 2 x Spacer
- (L) 2 x Bar End Outer
- (M) 2 x Bar End Middle Spacer
- (N) 2 x Bar End Inner Spacer
- (O) 2 x M5 Black Washer
- (P) 2 x M5 x 20 Black Button Head Bolt
- (Q) 2 x M8 Black Washer

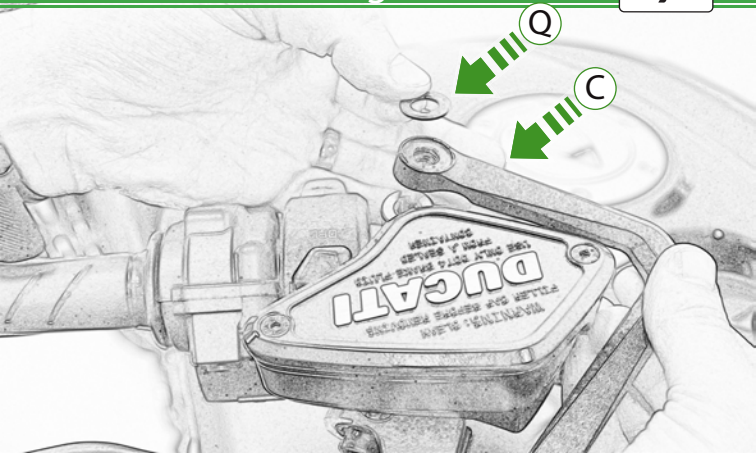







 **R/H Mirror
L/H Thread**








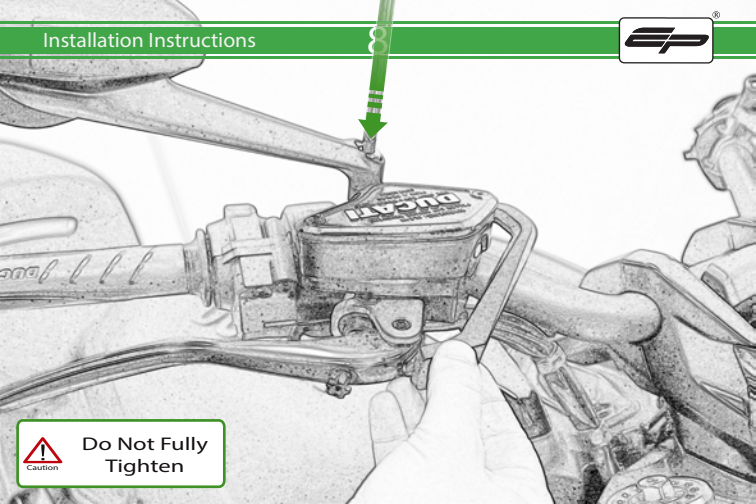
Installation Instructions



G/J

OEM PART





Caution

Do Not Fully
Tighten

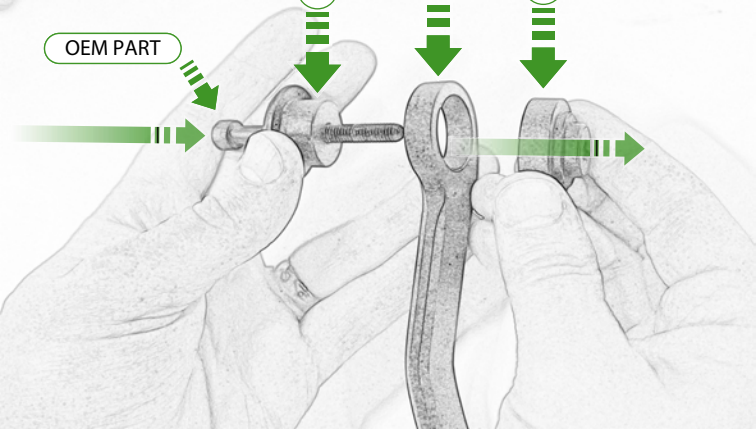


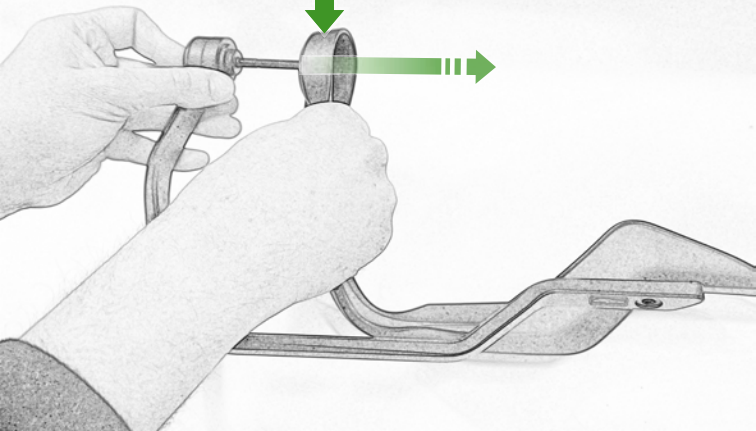
L

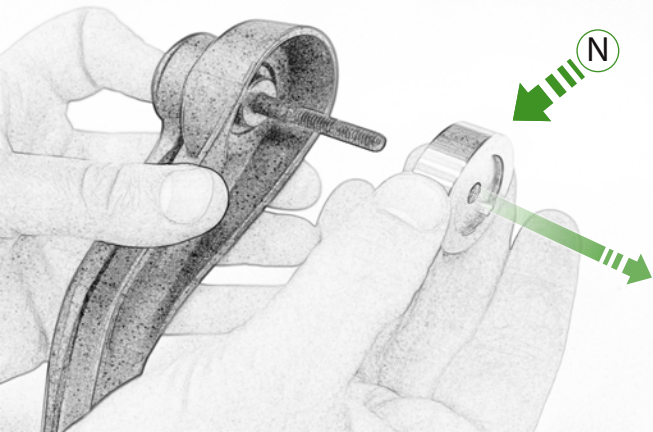
A

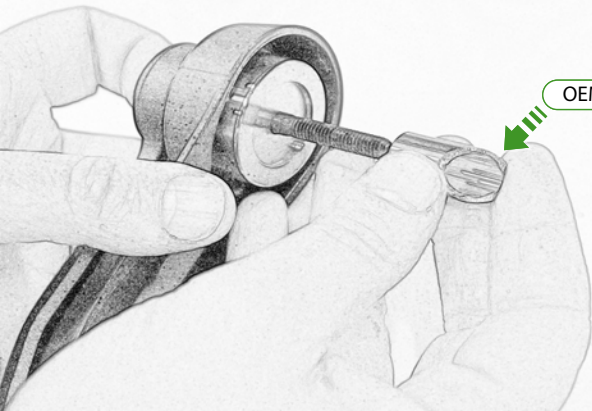
M

OEM PART

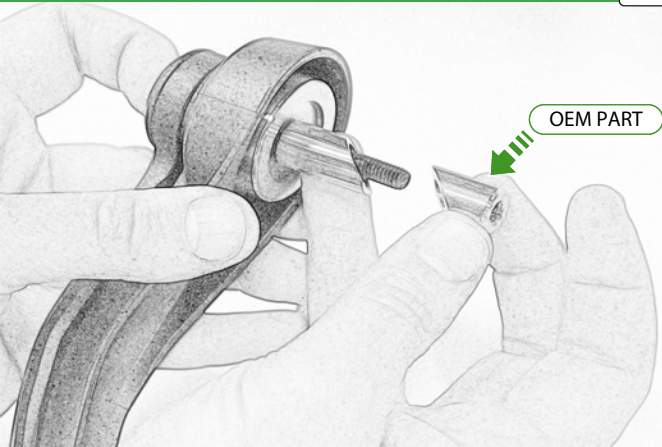


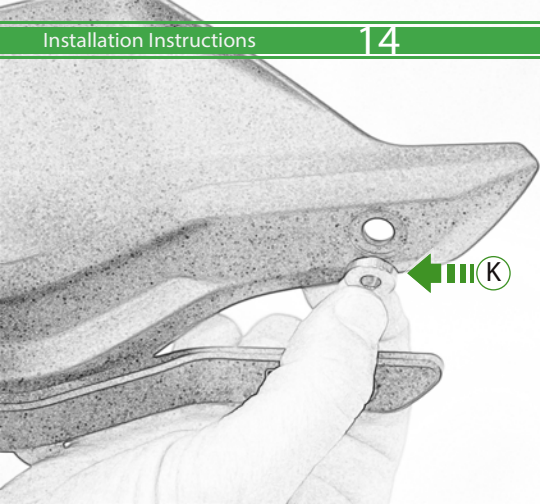


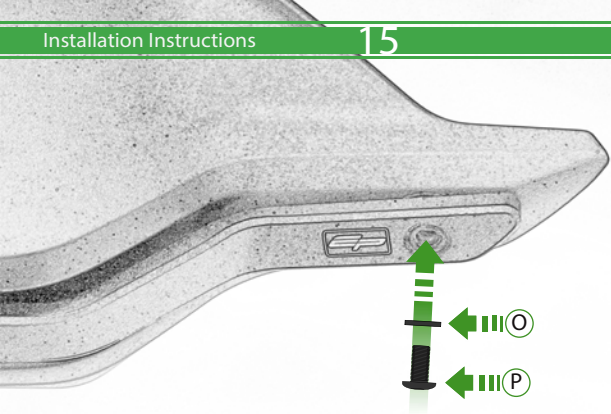




OEM PART

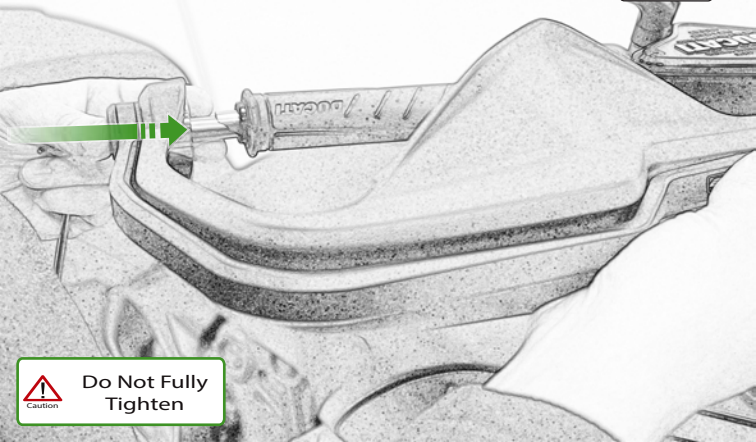







Caution

Do Not Fully Tighten



Caution

Do Not Fully
Tighten

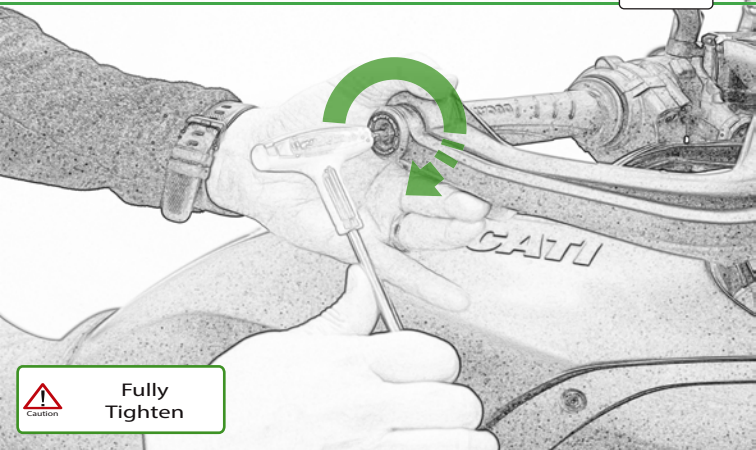


**Fully
Tighten**



 **Caution**

Fully Tighten



 Fully Tighten

Caution



Reverse Stages

19 - 1



Caution

Note

L/H Mirror
R/H Thread



 **ESSENTIAL CHECKS** 

It is recommended that periodic inspections are made to ensure that all bolts are tightened to the specified torque settings.

Should the bike be involved in an accident a thorough inspection should be made and any components that have taken an impact, no matter how small, be replaced



EVOTECH®
P E R F O R M A N C E

www.evotech-performance.com