



EVOTECH®
P E R F O R M A N C E


MV Agusta
Brake And Clutch Lever Protector


Installation Instructions

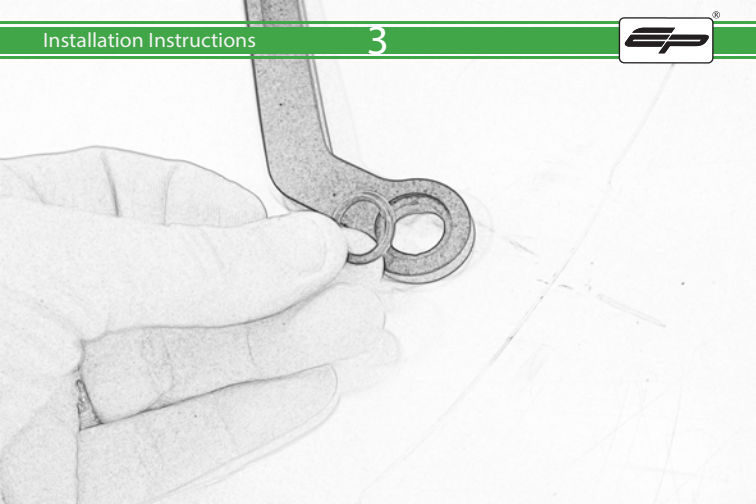


Kit Contents PRN014234-014235-014238


- (A) 1 x Brake Protector
- (B) 1 x Clutch Protector
- (C) 2 x Threaded Boss

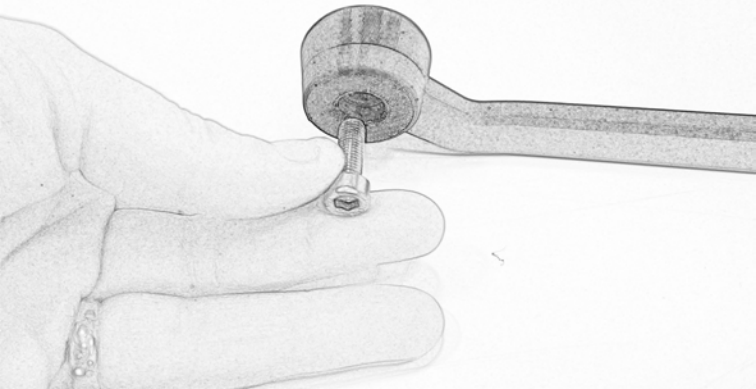



















Repeat Stages

1 - 9

For Clutch Side



 **ESSENTIAL CHECKS** 

It is recommended that periodic inspections are made to ensure that all bolts are tightened to the specified torque settings.

Should the bike be involved in an accident a thorough inspection should be made and any components that have taken an impact, no matter how small, be replaced



EVOTECH®
P E R F O R M A N C E

www.evotech-performance.com