



EVOTECH®
P E R F O R M A N C E

Kawasaki Z900 RS
Radiator Guard


Installation Instructions




Kit Contents PRN013953

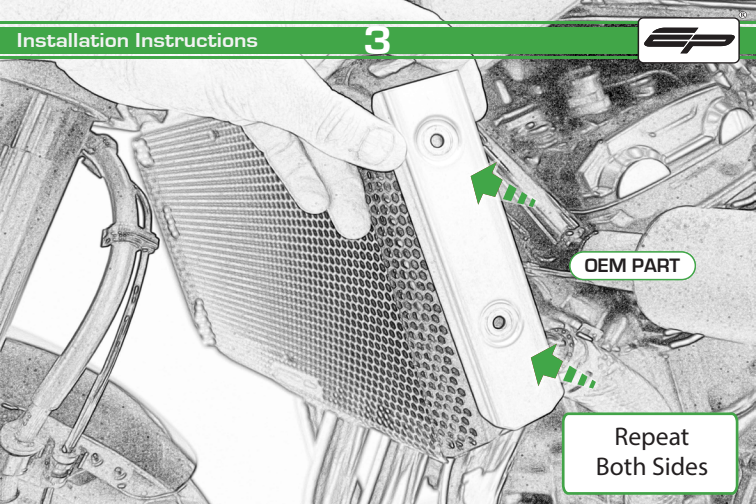
- Ⓐ 1 x Radiator Guard







Repeat
Both Sides



OEM PART

Repeat
Both Sides

A detailed technical diagram of a vehicle's engine compartment. The central focus is a large, rectangular, perforated metal component, likely a radiator or condenser, which is being secured to the engine block. A white plastic trim piece is attached to the right side of this component. Two green arrows point from the text 'OEM PART' to the top and bottom mounting holes of this trim piece. The background shows various engine components, hoses, and metal brackets in a grayscale, technical drawing style.

OEM PART

OEM PART

Repeat
Both Sides



ESSENTIAL CHECKS

It is recommended that periodic inspections are made to ensure that dirt and debris have not become trapped between the guard and the radiator/oil cooler. Such dirt and debris would reduce the cooling efficiency of the radiator/oil cooler.

It is recommended that periodic inspections are made to ensure that all fixings are fully tightened.



EVOTECH®
P E R F O R M A N C E

www.evotech-performance.com