



EVOTECH®
P E R F O R M A N C E

Triumph Street Triple
Crash Protection

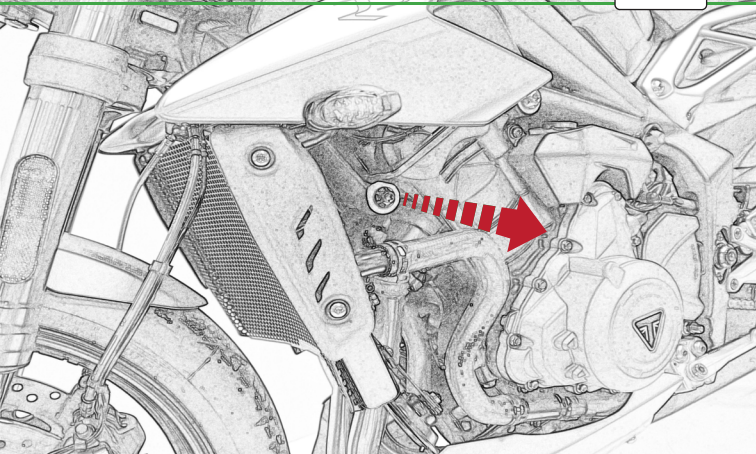
Installation Instructions

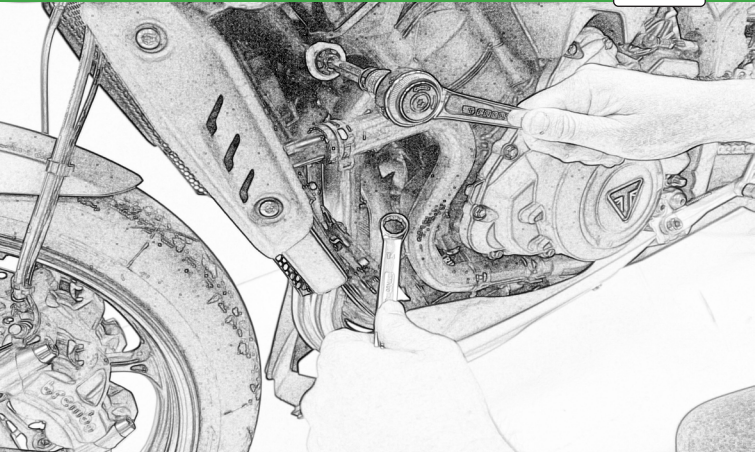


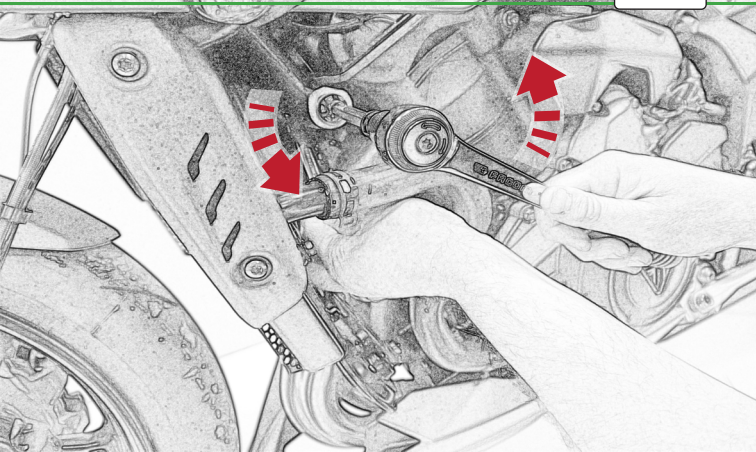
Product No: PRN013706

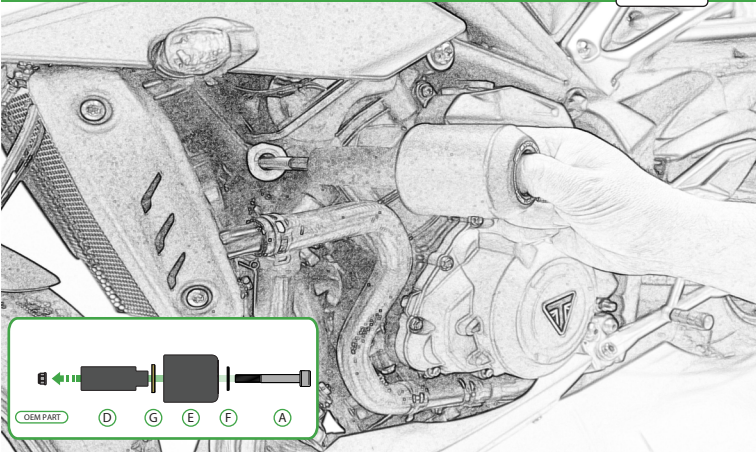
Kit Contents

- Ⓐ 1 x M10 x 190 Caphead
- Ⓑ 1 x M10 x 160 Caphead
- Ⓒ 1 x Short Spacer
- Ⓓ 1 x Long Spacer
- Ⓔ 2 x Bobbin Head
- Ⓕ 2 x M10 Washer
- Ⓖ 2 x Polyurathane Washer









OEM PART

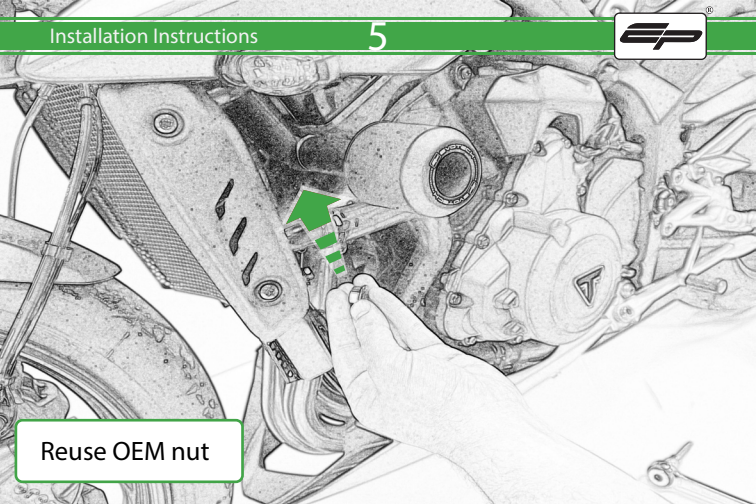
D

G

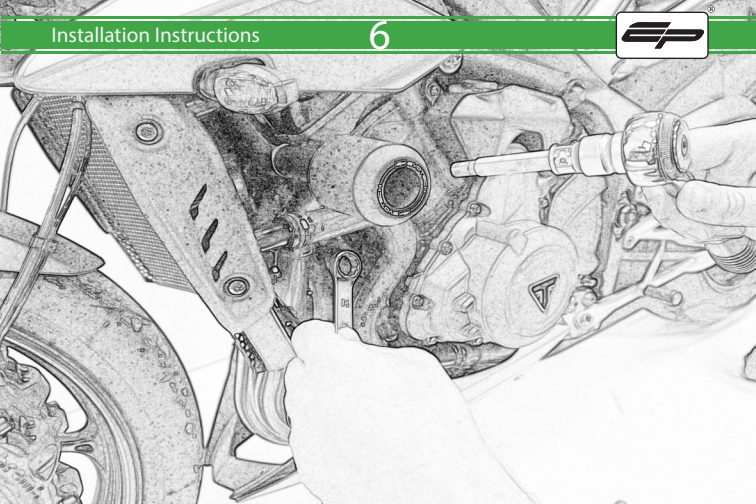
E


F

A




Reuse OEM nut







Repeat stages
1 - 7 for the right
hand side



OEM PART

C

G

E

F

B



ESSENTIAL CHECKS



It is recommended that periodic inspections are made to ensure that all bolts are tightened to the specified torque settings.

Should the bike be involved in an accident a thorough inspection should be made and any components that have taken an impact, no matter how small, be replaced