



EVOTECH®
P E R F O R M A N C E

Triumph Street Triple

Radiator Guard

Installation Instructions



Product No: PRN013705

Kit Contents

- A** 1 x Radiator Guard
- B** 4 x Rubber bungs



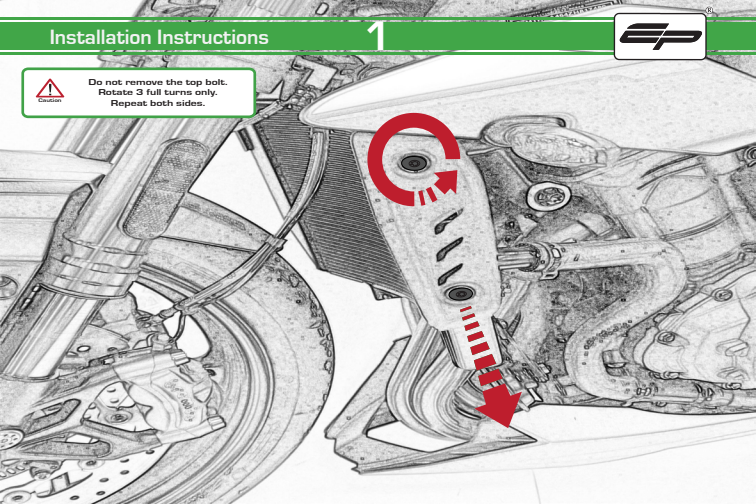
Installation Instructions


1



Caution

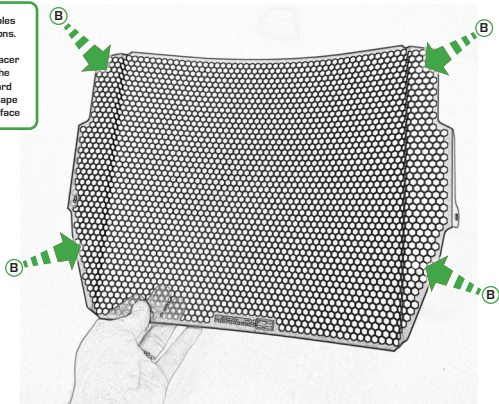
Do not remove the top bolt.
Rotate 3 full turns only.
Repeat both sides.

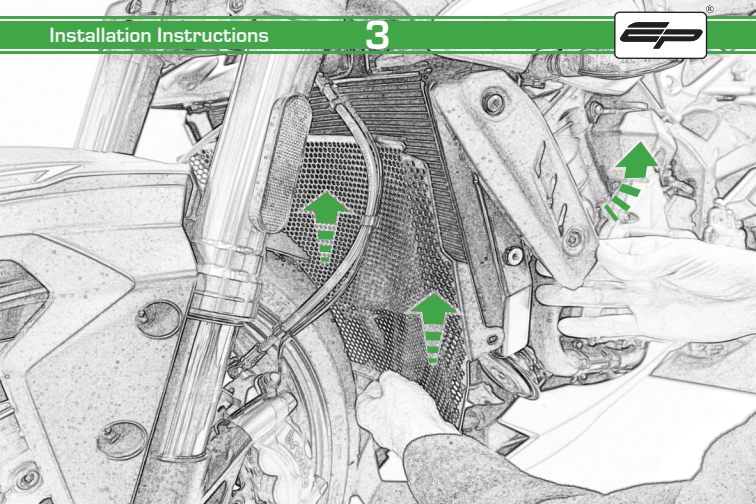


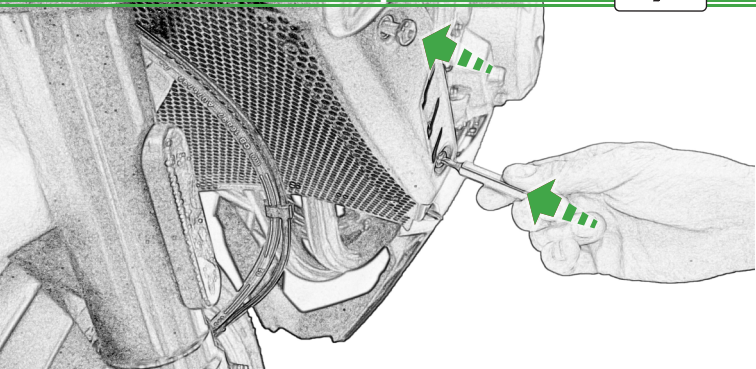


Locate round holes
amongst hexagons.

Push Rubber Spacer
through from the
back of the guard
so Hexagonal shape
sits on the front face







Repeat both sides.



ESSENTIAL CHECKS



It is recommended that periodic inspections are made to ensure that dirt and debris have not become trapped between the guard and the radiator/oil cooler. Such dirt and debris would reduce the cooling efficiency of the radiator/oil cooler.

It is recommended that periodic inspections are made to ensure that all fixings are fully tightened.