



EVOTECH®
P E R F O R M A N C E

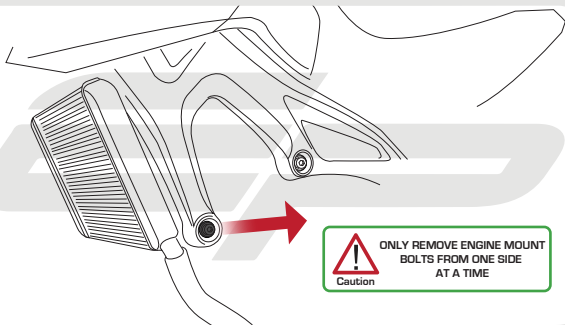
Installation Instructions
YAMAHA MT-09
CRASH PROTECTION



Product Reference - 013593

Kit Contents

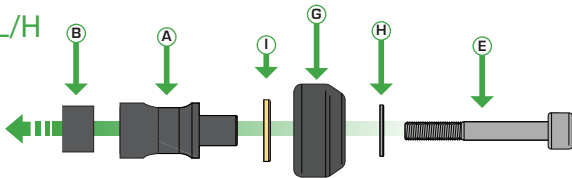
- | | |
|--|------------------------------------|
| A 1 x LH Bobbin Spacer (Longest) | E 1 x M10 - 130 x 1.25 Bolt |
| B 1 x LH Frame Spacer (Longest) | F 1 x M10 - 110 x 1.25 Bolt |
| C 1 x RH Bobbin Spacer (Shortest) | G 2 x Bobbin Heads |
| D 1 x RH Frame Spacer (Shortest) | H 2 x M10 Washers |
| | I 2 x Polyurathane Washer |

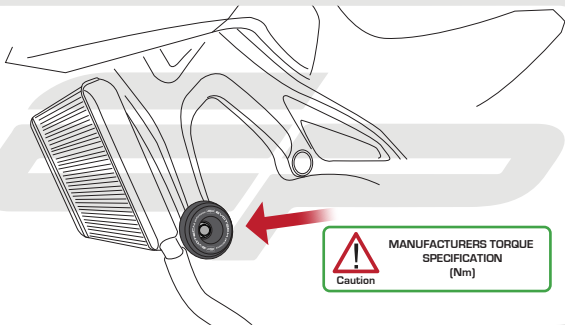


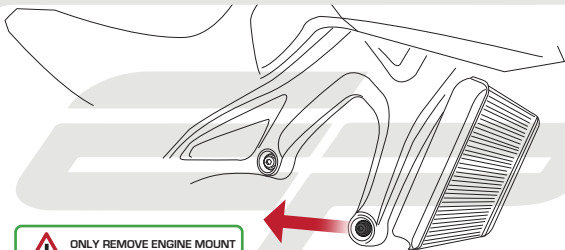
Caution

ONLY REMOVE ENGINE MOUNT
BOLTS FROM ONE SIDE
AT A TIME

L/H



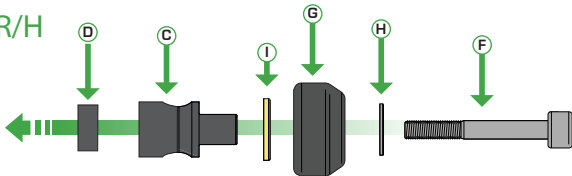


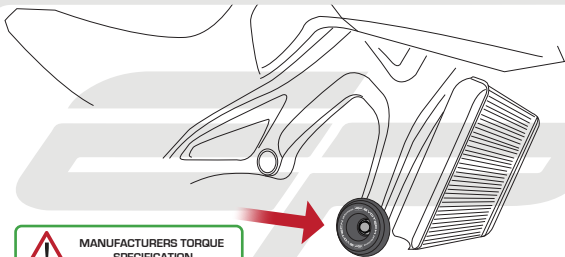



Caution

ONLY REMOVE ENGINE MOUNT
BOLTS FROM ONE SIDE
AT A TIME

R/H





 **MANUFACTURERS TORQUE SPECIFICATION (Nm)**
Caution



ESSENTIAL CHECKS



It is recommended that periodic inspections are made to ensure that all bolts are tightened to the specified torque settings.

Should the bike be involved in an accident a thorough inspection should be made and any components that have taken an impact, no matter how small, be replaced



EVOTECH®
P E R F O R M A N C E

www.evotech-performance.com