



**EVOTECH**®  
P E R F O R M A N C E

**Installation Instructions**

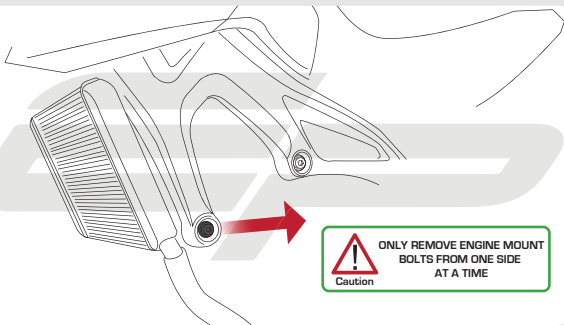


## YAMAHA MT-09 2013 CRASH PROTECTION

Product Reference - 12312

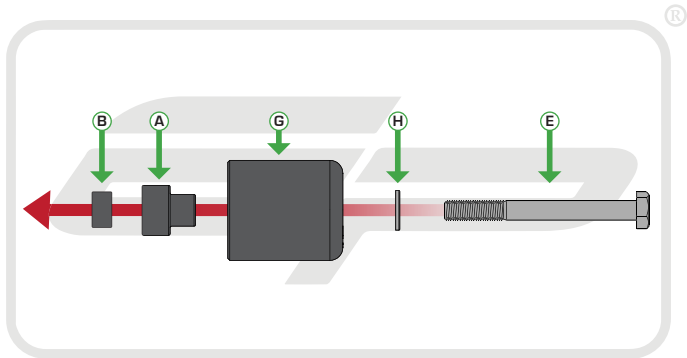
### Kit Contents

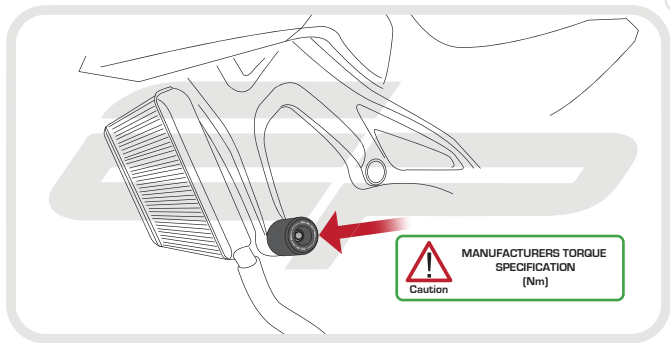
- |  |                                    |
|--|------------------------------------|
| <b>A</b> 1 x LH Bobbin Spacer (Longest)  | <b>E</b> 1 x M10 - 110 x 1.25 Bolt |
| <b>B</b> 1 x LH Frame Spacer (Longest)   | <b>F</b> 1 x M10 - 100 x 1.25 Bolt |
| <b>C</b> 1 x RH Bobbin Spacer (Shortest) | <b>G</b> 2 x Bobbin Heads          |
| <b>D</b> 1 x RH Frame Spacer (Shortest)  | <b>H</b> 2 x M10 Washers           |

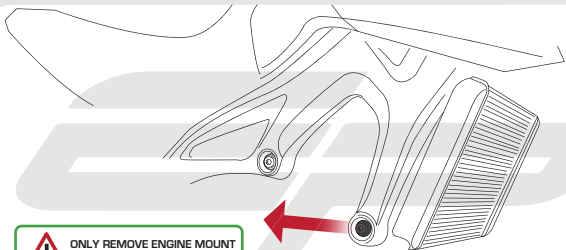


Caution

ONLY REMOVE ENGINE MOUNT  
BOLTS FROM ONE SIDE  
AT A TIME

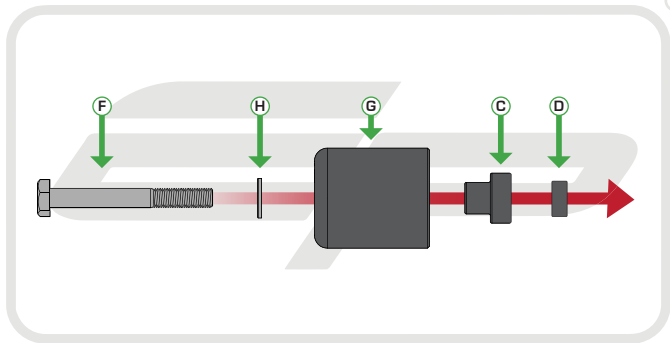


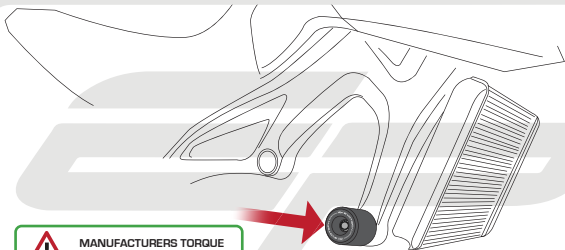





Caution

ONLY REMOVE ENGINE MOUNT  
BOLTS FROM ONE SIDE  
AT A TIME





 **MANUFACTURERS TORQUE SPECIFICATION (Nm)**  
Caution





## ESSENTIAL CHECKS



It is recommended that periodic inspections are made to ensure that all bolts are tightened to the specified torque settings.

Should the bike be involved in an accident a thorough inspection should be made and any components that have taken an impact, no matter how small, be replaced



**EVOTECH**®  
P E R F O R M A N C E

[www.evotech-performance.com](http://www.evotech-performance.com)