




AX1419

**KTM/Husqy 250-350F
X-treme Skid Plate**

- 2 PM01-04-150 Rear plastic fixation
- 1 PM03-04-095 Fast front fixation
- 1 PM02-07-001 Inox hard fixation
- 2 NE01-02-004 Tfhc 6x30mm
- 4 NE01-04-003 Em6f
- 4 NE01-03-001 R.M6
- 3 NE01-11-001 Screws 6x25mm
- 3 NE01-04-002 Clamped bolt
- 2 NE01-04-009 Em5f
- 2 NE01-05-009 Tchc 5x16mm
- 1 NE04-01-144 Sticker
- 1 NE04-01-154 Sticker
- 1 PM01-06-030
- 2 NE01-02-003




1
Fixation sur le cadre avec les Tchc
5x16mm/ *Fit on the frame with Tchc
5x16mm*




2
Installer la bride avant
Fit the front bracket



3
3/4 : Clipser à l'arrière/ *Clip it on the
rear of the frame*



4
5
Installer le sabot en positionnant les vis avant
Install the plate by positioning the 3 front screws



6 : Serrer l'arrière puis l'avant et c'est terminé
Tight the rear brackets and then the front screws. It's finis-

